


Communicating with parents, whaanau and the wider community

We send all school communication home digitally where we possibly can. We use the following platforms:


5 Easy Steps to Staying Informed



SkoolBag is the easiest way to stay up-to-date with school events, last minute notices, newsletters and all your school's communications.

- ### 1. Download SkoolBag


Search SkoolBag in the Apple App or Google Play Store, download the FREE app:




SkoolBag: School Communication
- ### 2. Create an Account

Follow the prompts to create your account in seconds.
- ### 3. Add your School

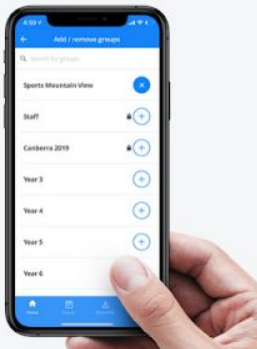
Type your school's name and press enter. Tap the plus icon to add.



- ### 4. Allow Notifications

Ensure you Allow SkoolBag to send you push notifications when prompted.


- ### 5. Subscribe to Groups

Select Year Groups / Sports Teams to appear in your feed.






Skoolbag is where all information, news, notices, reminders and the like are pushed out to you from. It also easily allows you to share information like absences, bus messages and change of details with us using eForms.



Facebook is where we celebrate learning and showcase some of the great things our learners and teachers are doing. Find us at www.facebook.com/whatawhataschool. Like our page to get notifications when we post something new.



The website is the official first stop for general information about the school, especially for new and prospective parents. Find us at www.whatawhata.school.nz.



Calendar: If you use GMail or similar you can add our school calendar to ensure you're up to speed with what's going on. Simply add calendar@whatawhata.school.nz



Email: We use standardised emails here. They use the staff member's first name and surname initial e.g.: matts@whatawhata.school.nz

Our office is office@whatawhata.school.nz